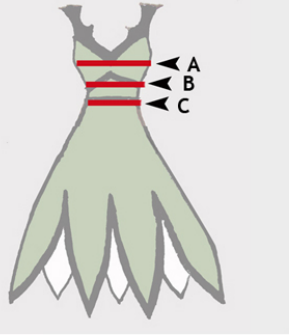


# Fae Elemental - Taking Measurements

...So you can see what Standard size you need



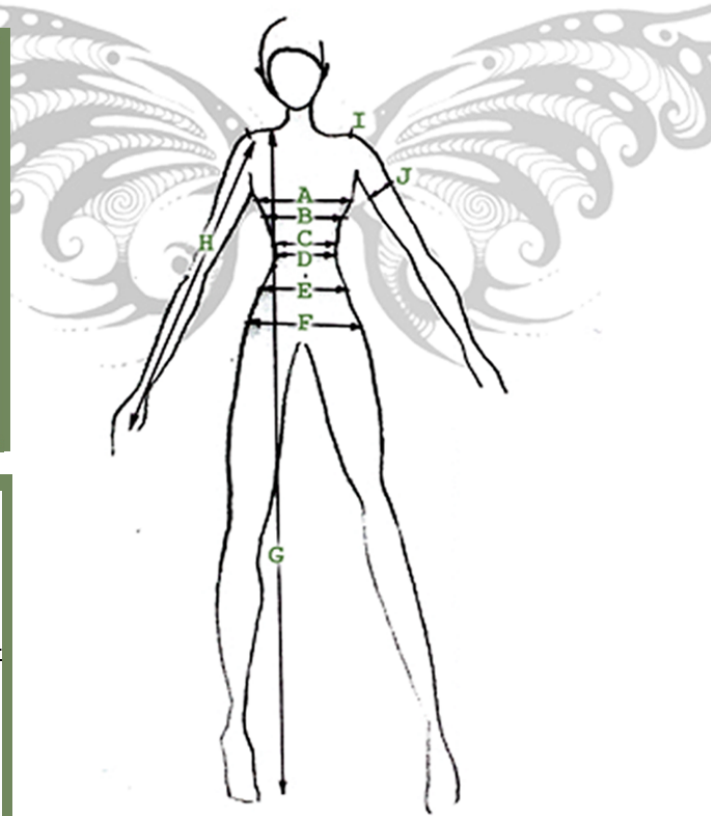
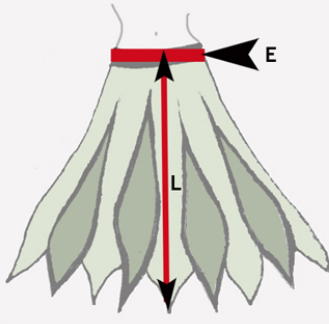
**Measure in inches**

**A = Bust** Largest Part

**B = Under Bust**  
Where bra is fastened around

**C = High Waist**  
4.5" below Underbust

Measure all around the body

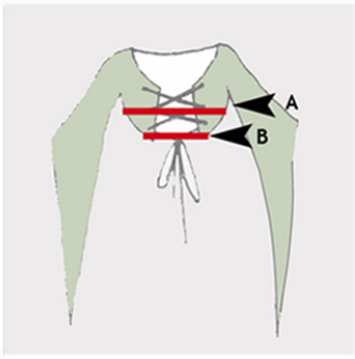



**Measure in inches**

**E = Low Waistband**  
(1-2 inches below navel) or where you like your waistband to sit

**L = Waistband to Floor**  
(Or the length you want)

Measure all around the body



**Measure in inches**

**A = Bust**  
Largest Part

**B = Underbust**  
Where your bra is fastened around

Measure all around the body

**Measurements needed for this design:**

- A (Bust) =**
- B (Under bust) =**
- C (high waist) =**
- E (Low waist band) =**
- L (Waistband to floor) =**

Please note this print out is just for you to work out what standard sizes you need when you make your order.