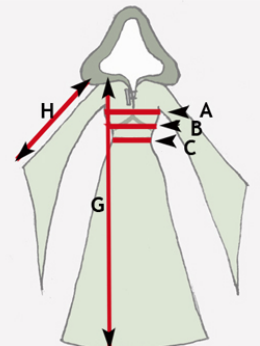


Elvia Priestess - Taking Measurements

...So you can see what Standard size you need

Measure in inches



A = Bust
Largest Part

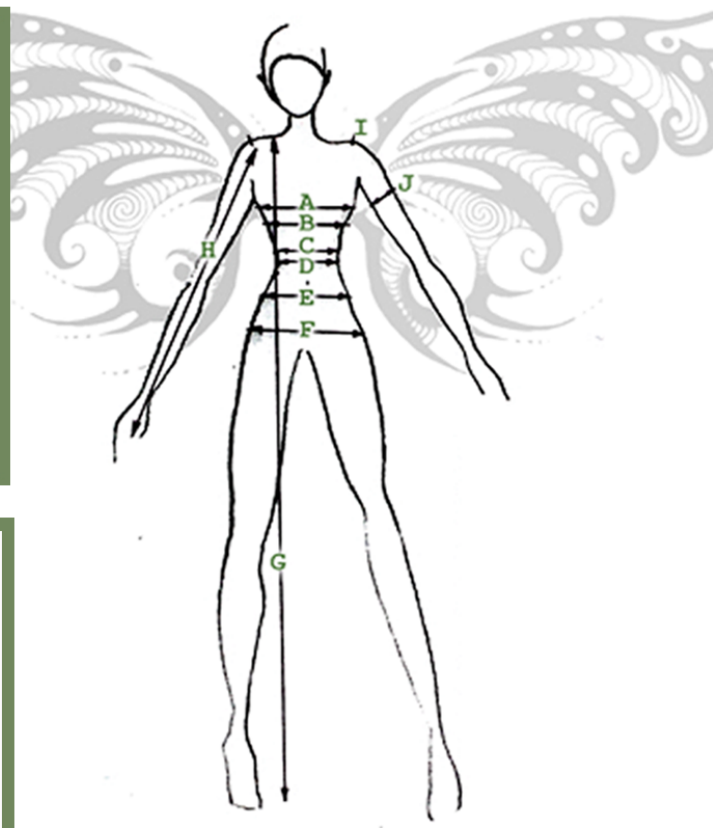
B = Underbust
Where your bra is fastened around

C = High waist
4.5" below Underbust

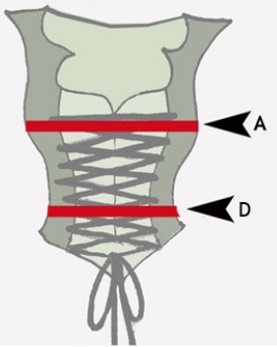
G = Shoulder to floor
Largest Part

H = Arm Length
Shoulder to where thumb bends

Measure all around the body



Measurements in INCHES

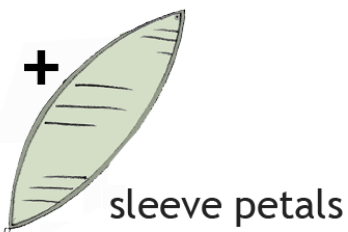


A = Bust Largest Part

D = Normal waist
Smallest part of your waist

Measure all around the body

Measurements needed for this design:



- A (Bust) =**
- B (Under bust) =**
- C (High waist) =**
- D (Waist) =**
- G (Shoulder - floor) =**
- H (arm Length) =**

Please note this print out is just for you to work out what standard sizes you need when you make your order.